

Type CG Gearmotors – AC and PMDC


Up to 1,000 lb-in. torque

The CG gearhead was developed specifically for Bodine’s most powerful variable speed electric motors, the 48R6 AC inverter-duty, and 42A7 permanent magnet DC motors. This integral gearmotor design allows the CG to deliver up to 1,000 lb-in. of torque, which is nearly twice the torque of any previous Bodine product.

Features and Benefits

Every component of the CG gearhead was designed to meet the demanding requirements of high-torque applications:

- **Integrated assembly**—eliminates the potential for misalignment of motor and gearhead, often found with separable gearheads
- **Three-stage, selectively hardened gearing**—for quietness and high output torque
- **Solid aluminum cast gearhousing**
- **Extra heavy-duty bearings and seals**—for reliable operation and long life
- **Unvented gearhead**—mounts in virtually any position, maintenance free
- **Face or base mount option**—tapped holes in gearhousing
- **Oversize driveshaft**—delivers very high torque to the output load




TYPICAL APPLICATIONS

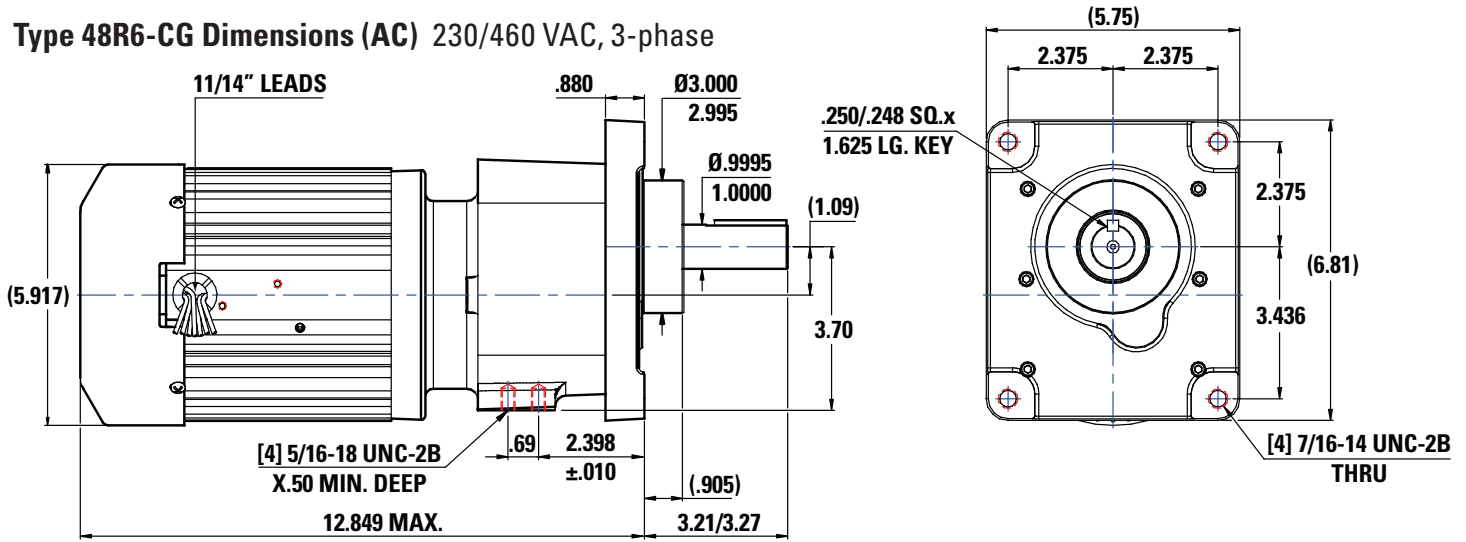
Designed for applications where long life and high load capacity are critical, such as: heavy duty conveyor systems, medical equipment, food processing and factory automation.

Speed (RPM) ¹	Rated Torque (lb-in.)	HP	Voltage	Current (Amps)	Gear Ratio	Radial Load (lbs.)	Type Product Type	Model No. No Accessory Shaft	Model No. With Acc’y Shaft ³
AC: 48R6, Three-Phase, Inverter duty, PACESETTER™, Class F, SOA² range: 10-90Hz									
28	1000	3/4	230/460	2.7/1.3	60	TBD	48R6BFPP-CG	9360	—
34	850	3/4	230/460	2.7/1.3	50	TBD	48R6BFPP-CG	9350	—
47	650	3/4	230/460	2.7/1.3	36	TBD	48R6BFPP-CG	9336	—
57	540	3/4	230/460	2.7/1.3	30	TBD	48R6BFPP-CG	9330	—
85	360	3/4	230/460	2.7/1.3	20	TBD	48R6BFPP-CG	9320	—
DC: 42A, 130VDC, Permanent Magnet DC, Variable Speed, Class F									
42	580	7/16	130	3.3	60	TBD	42A7BEPM-CG	4086	4786
50	480	7/16	130	3.3	50	TBD	42A7BEPM-CG	4085	4785
69	350	7/16	130	3.3	36	TBD	42A7BEPM-CG	4084	4784
83	290	7/16	130	3.3	30	TBD	42A7BEPM-CG	4083	4783
125	190	7/16	130	3.3	20	TBD	42A7BEPM-CG	4082	4782
DC: 42A, 24VDC, Permanent Magnet DC, Variable Speed, Class F									
38	660	7/16	24	18	60	TBD	42A7BEPM-CG	4486	4886
46	550	7/16	24	18	50	TBD	42A7BEPM-CG	4485	4885
64	400	7/16	24	18	36	TBD	42A7BEPM-CG	4484	4884
77	330	7/16	24	18	30	TBD	42A7BEPM-CG	4483	4883
115	220	7/16	24	18	20	TBD	42A7BEPM-CG	4482	4882

1. AC speed ratings are at 60 Hz; 2. SOA: Contact the factory for detailed speed/torque information (Safe Operating Area). Inverter duty windings are 60 Hz base frequency. Motor performance will vary below and above 60Hz.; 3. Safe operating area (SOA) frequency range: 10-90 Hz.; 3. The fifth digit of the product type changes from “B” to “F” for accessory ready PMDC models.



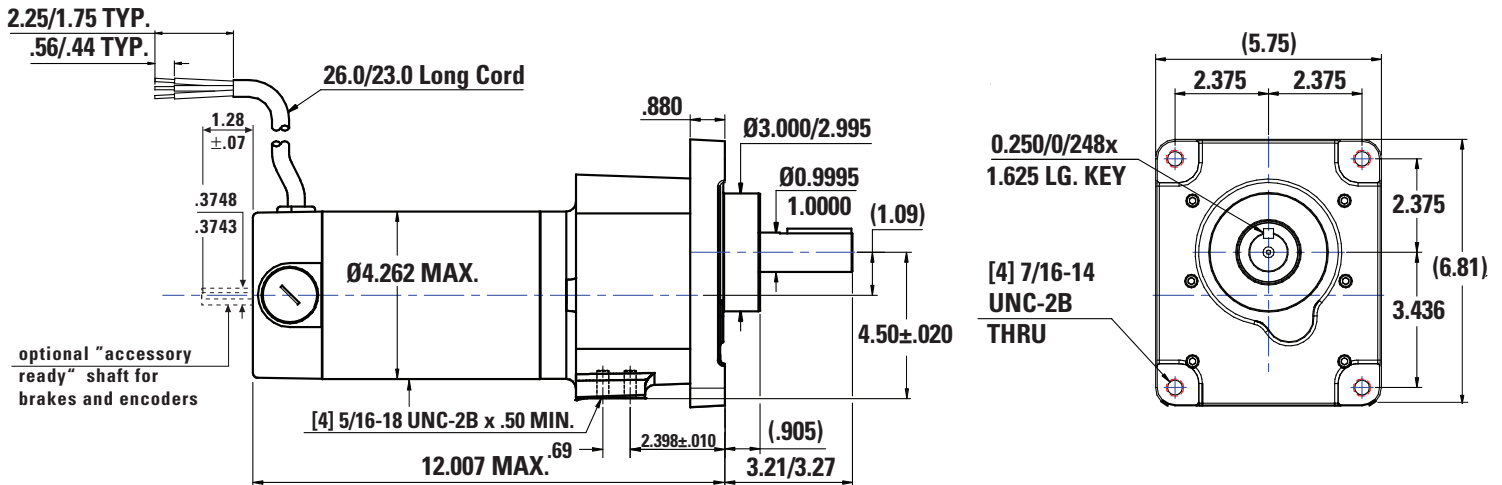
Type 48R6-CG Dimensions (AC) 230/460 VAC, 3-phase



Weight : 34 lbs. All dimensions in inches



Type 42A7-CG Dimensions (DC) 130 VDC or 24 VDC



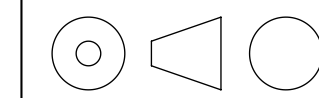
Weight : 29 lbs. All dimensions in inches



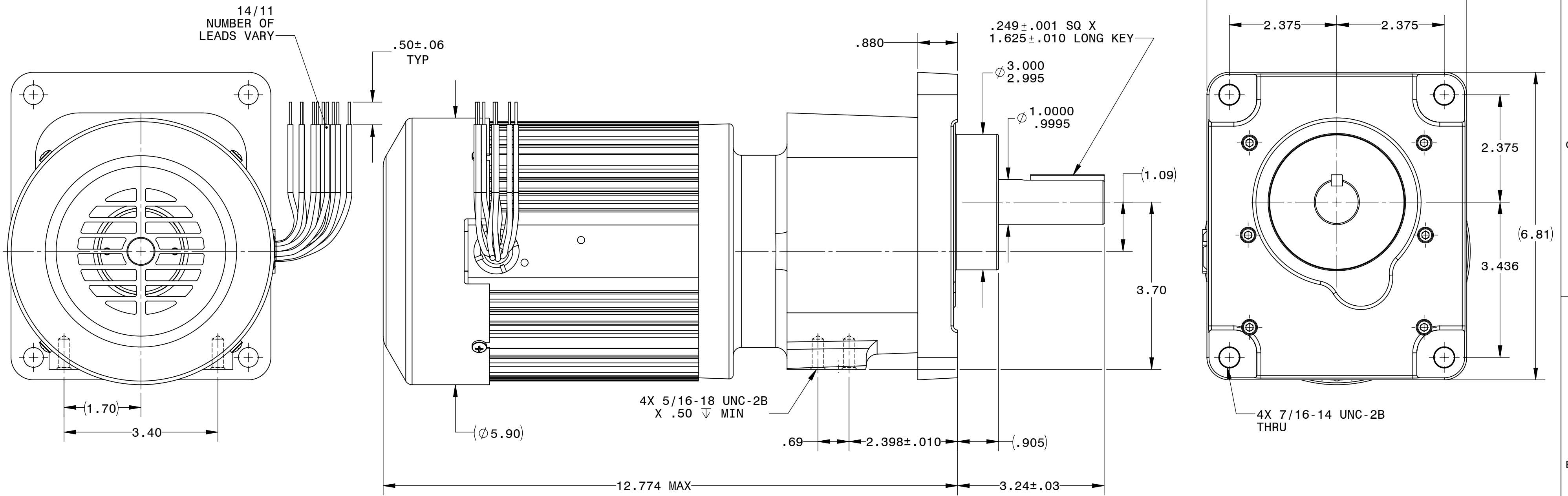
AC and DC speed controls available online

Visit www.bodine-electric.com for additional information


Bodine Electric Company offers a range of AC and PMDC motor speed controls. Purchase as a "matched system" and benefit from an extended two-year warranty for the motor or gearmotor and control.



DESCRIPTION: GEARMOTOR 48R6BFPP-CG	
SHEET: 1/1	UNLESS OTHERWISE SPECIFIED:
SCALE: 3:5	UNITS ARE IN INCHES [mm]
C	TOLERANCES: .XX:±.01 .XXX:±.005
	ANGLES: X°:±3° X.X°:±0.5°



REPRESENTATIVE OF MODEL NUMBER(S):
9360 9350 9336 9330 9320



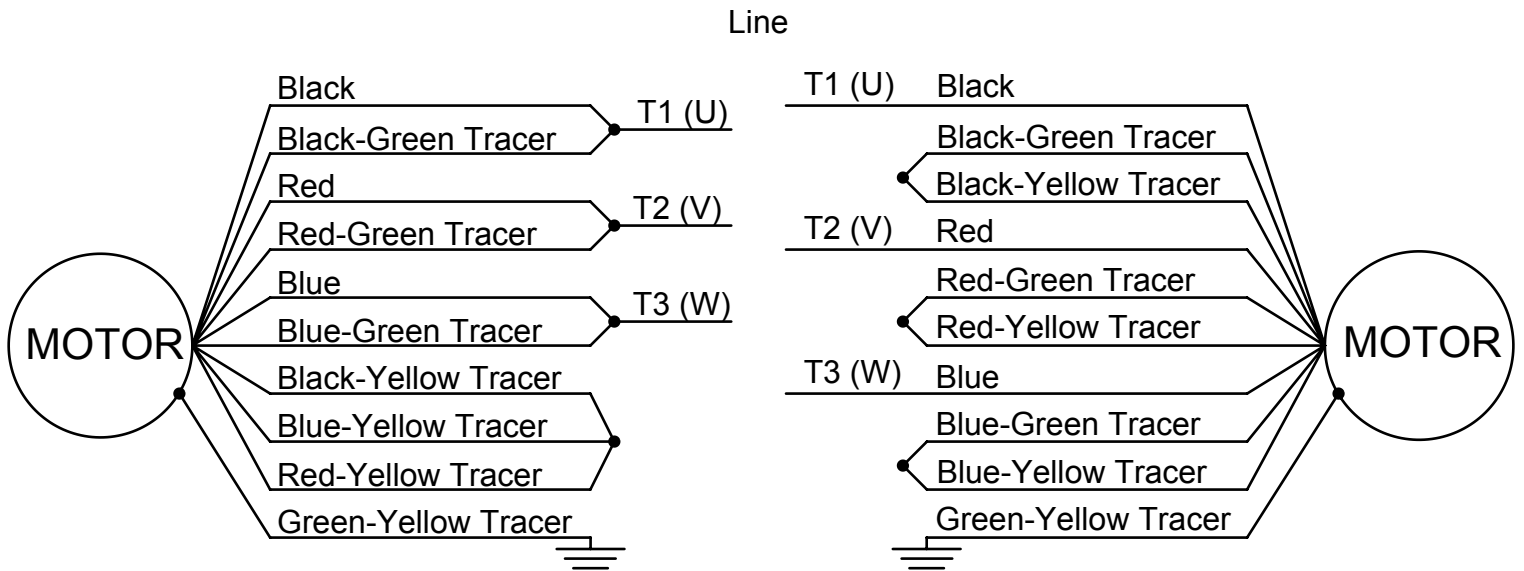


CONNECTION DIAGRAM 07410883

3-Phase 9-Wire Dual-Voltage Reversible

Low Voltage

High Voltage



Direction of Rotation: Clockwise

To reverse direction of rotation, transpose any two line leads.

BODINE LIMITED WARRANTY

The Bodine Electric Company warrants all products manufactured by it to be free of defects in workmanship and materials when used under Normal Operating Conditions and when applied in accordance with nameplate specifications. This warranty shall be in effect for a period of twelve months from date of purchase or eighteen months from date of manufacture, whichever comes first.

The Bodine Electric Company will, at its option, repair, replace, or refund the purchase price of any of its products, which has been found to be defective and is within the warranty period, provided that the product is shipped freight prepaid, with previous authorization, to Bodine Electric, or to the nearest Bodine Authorized Service Center. At its option, all return shipments are F.O.B. Bodine's plant or Authorized Service Center. Bodine is not responsible for removal, installation, or any other incidental expenses incurred in shipping the product to or from Bodine.

This warranty is in lieu of any other expressed or implied warranty—including (but not limited to) any implied warranties of merchantability and/or fitness for a particular use or purpose.

Bodine's liability under this warranty shall be solely limited to repair or replacement of the Bodine product within the warranty period and Bodine shall not be liable, under any circumstances, for any consequential, incidental or indirect damages or expenses associated with the warranted products.

Commutators and/or brush wear and its associated effects are a normal occurrence and are not covered by this warranty unless otherwise agreed to by Bodine in writing.

Any Bodine product, which is damaged due to misuse, abuse, negligence or has been modified or dismantled without the knowledge or written consent of Bodine, is not covered by this warranty.

Motor/Gearmotor Serial No. _____ Purchase Date _____ Installed By _____

See Other Side for Safety, Installation, Use and Maintenance Information